

PRECISION SPOTS



WAC LIGHTING
Responsible Lighting

PRECISION SPOTS

CONTENTS

LOW VOLTAGE

- MRI16 SERIES 163..... 5
- ARIII SERIES 939 6

LINE VOLTAGE

- PAR20 SERIES 715..... 9
- PAR30 SERIES 727..... 10
- PAR38 SERIES 737..... 11
- PAR20 / PAR30 SERIES 713..... 12
- PAR38 SERIES 733..... 13

INDEX..... 15



J



J2 2-CIRCUIT

W2 Architectural Lighting Precision Spots are designed for use with the W2 single circuit (J) or 2-circuit (J2) track systems.

The addition of the J-Clip allows the standard luminaire to engage the second circuit of the W2 2-circuit track.

W2 Architectural Lighting a division of W.A.C. Lighting manufactures its own track and is compatible with other major track systems for new or existing lighting installations.



PRECISION SPOTS – LOW VOLTAGE



PRECISION SPOTS – LOW VOLTAGE




W2 Architectural Lighting low voltage Precision Spots combine form and function in a unique architectural design.

Advanced technology electronic transformers feature autoreset, soft starting, and short-circuit protection. Soft starting protects lamp filaments from abrupt inrush current that shortens lamp life. Solid state circuitry ensures cool, quiet operation. Precision Spots employ 75w electronic transformers and are dimmable with electronic low voltage dimmers.

Perfectly sized to be used with MR16 and AR111 lamps, Precision Spots are ideal for retail merchandising, display windows, galleries, and residential applications. Elegant smooth finishes are available in White, Black, and a Black/Platinum combination.

Aiming and lamp replacement is accomplished without tools. Relamping can be accomplished without affecting aiming.



Honeycomb and Cross Louvers provide glare free illumination. Dichroic lenses offer precise color renditions with no lumen depreciation. Accessories are easily installed without tools or additional holding rings.

Refer to the W2 website or W2 Track Catalog for further information regarding our track and components system.

Patent Pending.

PRECISION SPOTS – LOW VOLTAGE

MR16 Series 163

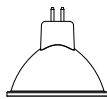


- For retail and commercial applications where lockable aiming, high performance, fit and finish are important.
- Specification grade die cast aluminum track heads ensure solid construction and superior heat dissipation.
- Lockable, precise directional adjustment (350° horizontal and 90° vertical) with aiming indicators.
- Easy-turn check ring allows for the use of multiple captive accessories.
- Wide variety of MR16 lamp beam patterns and wattages available for application specific lighting.
- Features a quiet electronic transformer with autoreset and soft start features.
- Designed for use with W2 J and J2 series track.
- Concealed wiring provides a clean appearance.



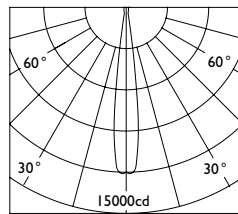
Series 163

J/J2	JHT-163L	BK, WT, BK/PT
Finish	BK (Black), WT (White), BK/PT (Black/Platinum)	
Lamp	75w max. MR16	

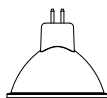


Q71MR16C NSP-15°

0° AIMING ANGLE			
d (ft)	fc	w	l
3	1333	0.9"	0.9"
6	333	1.7"	1.7"
9	148	2.4"	2.4"
12	83	3.2"	3.2"
15	53	3.11"	3.11"

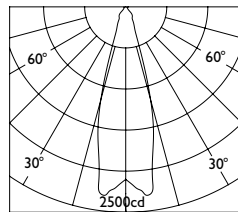


45° AIMING ANGLE			
d (ft)	fc	w	l
3	471	1.1"	1.7"
6	118	2.3"	3.3"
9	52	3.4"	4.10"
12	29	4.6"	6.5"
15	19	5.7"	8.0"


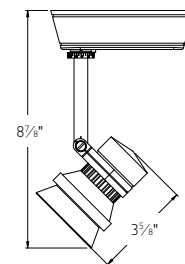
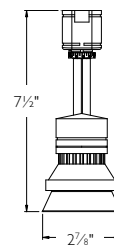


Q71MR16C FL-40°

0° AIMING ANGLE			
d (ft)	fc	w	l
3	233	2.2"	2.2"
6	58	4.4"	4.4"
9	26	6.7"	6.7"
12	15	8.9"	8.9"
15	9	10.11"	10.11"



45° AIMING ANGLE			
d (ft)	fc	w	l
3	82	3.1"	5.0"
6	21	6.2"	10.1"
9	9	9.3"	15.1"
12	5	12.4"	20.2"
15	3	15.5"	25.2"



Accessories

Cross Louver	LENS-16-CRL
Honeycomb Louver	LENS-16-HCL
Colored Lenses	LENS-16-COLOR
Dichroic Lenses	LENS-16-DIC-COLOR
Specify COLOR	AMB (Amber), BLU (Blue), GRN (Green), RED (Red), YEL (Yellow)
Example	LENS-16-AMB

PRECISION SPOTS – LOW VOLTAGE

AR III Series 939



- For retail and commercial applications where lockable aiming, high performance, fit and finish are important.
- Specification grade die cast aluminum track heads ensure solid construction and superior heat dissipation.
- Lockable, precise directional adjustment (350° horizontal and 90° vertical) with aiming indicators.
- Easy-turn check ring allows for the use of multiple captive accessories.
- Wide variety of AR III lamp beam patterns and wattages available for application specific lighting.
- Features a quiet electronic transformer with autoreset and soft start features.
- Designed for use with W2 J and J2 series track.
- Concealed wiring provides a clean appearance.

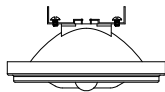


Series 939

J/J2 JHT-939L BK, WT, BK/PT

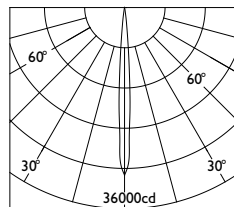
Finish BK (Black), WT (White),
BK/PT (Black/Platinum)

Lamp 75w max. AR III

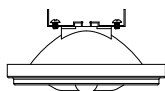


75AR III NSP-8°

0° AIMING ANGLE			
d (ft)	fc	w	l
3	3333	0'5"	0'5"
6	833	0'10"	0'10"
9	370	1'3"	1'3"
12	208	1'8"	1'8"
15	133	2'1"	2'1"

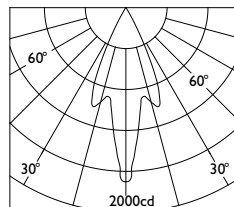


45° AIMING ANGLE			
d (ft)	fc	w	l
3	1179	0'7"	0'10"
6	295	1'2"	1'8"
9	131	1'9"	2'6"
12	74	2'4"	3'4"
15	47	3'0"	4'3"



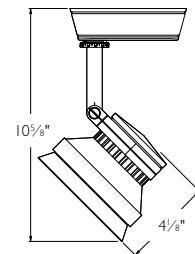
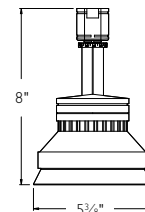


75AR III FL-45°

0° AIMING ANGLE			
d (ft)	fc	w	l
3	189	2'6"	2'6"
6	47	5'0"	5'0"
9	21	7'5"	7'5"
12	12	9'11"	9'11"
15	8	12'5"	12'5"



45° AIMING ANGLE			
d (ft)	fc	w	l
3	67	3'6"	6'0"
6	17	7'0"	12'0"
9	7	10'7"	18'0"
12	4	14'1"	24'0"
15	3	17'7"	30'0"



Accessories

Cross Louver	LENS-III-CRL
Honeycomb Louver	LENS-III-HCL
Colored Lenses	LENS-III-COLOR
Dichroic Lenses	LENS-III-DIC-COLOR
Specify <i>COLOR</i>	AMB (Amber), BLU (Blue), GRN (Green), RED (Red), YEL (Yellow)
<i>Example</i>	LENS-III-AMB

PRECISION SPOTS – LINE VOLTAGE



PRECISION SPOTS – LINE VOLTAGE




W2 Architectural Lighting line voltage Precision Spots are designed for professional applications and feature practical details such as lockable aiming. Accessories include louvers, baffles and various lenses that can be installed without tools.

PAR20, PAR30 and PAR38 designs are offered in enclosed and “open” designs to provide great flexibility in a variety of environments.

W2 line voltage Precision Spots are the perfect solution for accenting and highlighting in retail shops, showrooms, galleries, etc. while providing just the perfect light level.

The regressed lamp style, available in three sizes, provides the ability to mix and match luminaires with different lamps and wattages in the same space while maintaining a consistent appearance. The regressed lamp position provides space for accessories, eliminating the need for additional attachments while providing excellent shielding.

The “open” style features a pure, simple design with an almost seamless transition from lamp to luminaire.



Precision Spots provide a clean, smooth architectural look with clean lines and concealed wiring and are available in an abrasion resistant White, Black, and Black/Platinum combination.

Refer to the W2 website or W2 Track Catalog for further information regarding our track and components system.

Patent Pending.

PRECISION SPOTS – LINE VOLTAGE

PAR20 Series 715

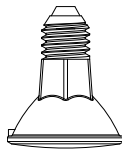


- For retail and commercial applications where lockable aiming, high performance, fit and finish are important.
- Specification grade die cast aluminum track heads ensure solid construction and superior heat dissipation.
- Lockable, precise directional adjustment (350° horizontal and 90° vertical) with aiming indicators.
- Easy-turn check ring allows for the use of multiple captive accessories.
- Wide variety of PAR20 lamp beam patterns and wattages available for application specific lighting.
- Small profile architectural-styled line voltage track head.
- Designed for use with W2 J and J2 series track.
- Concealed wiring provides a clean appearance.



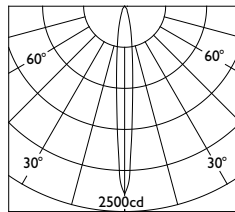
Series 715

J/J2	JTK-715	BK, WT, BK/PT
Finish	BK (Black), WT (White), BK/PT (Black/Platinum)	
Lamp	50w max. PAR20	

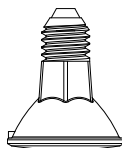


40PAR20-IR NSP-10°

0° AIMING ANGLE			
d (ft)	fc	w	l
3	559	0'6"	0'6"
6	140	1'1"	1'1"
9	62	1'7"	1'7"
12	79	2'1"	2'1"
15	22	2'7"	2'7"

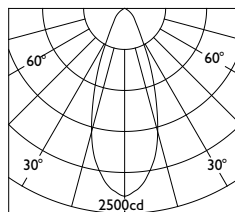


45° AIMING ANGLE			
d (ft)	fc	w	l
3	198	0'9"	1'1"
6	49	1'6"	2'1"
9	22	2'3"	3'2"
12	12	3'0"	4'3"
15	8	3'9"	5'3"



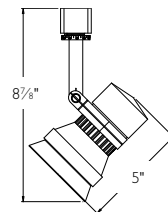
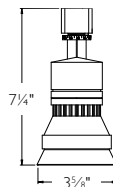


40PAR20-IR WFL-40°

0° AIMING ANGLE			
d (ft)	fc	w	l
3	112	2'2"	2'2"
6	28	4'4"	4'4"
9	12	6'7"	6'7"
12	7	8'9"	8'9"
15	4	10'11"	10'11"



45° AIMING ANGLE			
d (ft)	fc	w	l
3	40	3'1"	5'0"
6	10	6'2"	10'1"
9	4	9'3"	15'1"
12	2	12'4"	20'2"
15	2	15'5"	25'2"



Accessories

Cross Louver	LENS-20-CRL
Honeycomb Louver	LENS-20-HCL
Colored Lenses	LENS-20-COLOR
Dichroic Lenses	LENS-20-DIC-COLOR
Specify <i>COLOR</i>	AMB (Amber), BLU (Blue), GRN (Green), RED (Red), YEL (Yellow)
<i>Example</i>	LENS-20-AMB

PRECISION SPOTS – LINE VOLTAGE

PAR30 Series 727

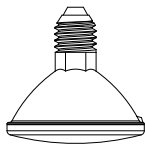


- For retail and commercial applications where lockable aiming, high performance, fit and finish are important.
- Specification grade die cast aluminum track heads ensure solid construction and superior heat dissipation.
- Lockable, precise directional adjustment (350° horizontal and 90° vertical) with aiming indicators.
- Easy-turn check ring allows for the use of multiple captive accessories.
- Wide variety of PAR30 lamp beam patterns and wattages available for application specific lighting.
- Good luminaire choice for applications requiring wide areas of coverage.
- Designed for use with W2 J and J2 series track.
- Concealed wiring provides a clean appearance.



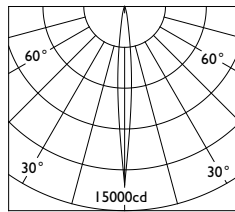
Series 727

J/J2	JTK-727	BK, WT, BK/PT
Finish	BK (Black), WT (White), BK/PT (Black/Platinum)	
Lamp	75w max. PAR30	

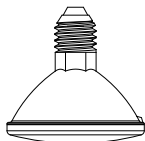


75PAR30-HAL NSP-10°

0° AIMING ANGLE			
d (ft)	fc	w	l
3	1457	0'6"	0'6"
6	364	1'1"	1'1"
9	162	1'7"	1'7"
12	91	2'1"	2'1"
15	58	2'7"	2'7"

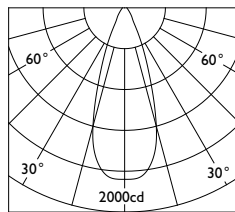


45° AIMING ANGLE			
d (ft)	fc	w	l
3	515	0'9"	1'1"
6	129	1'6"	2'1"
9	57	2'3"	3'2"
12	32	3'0"	4'3"
15	21	3'9"	5'3"


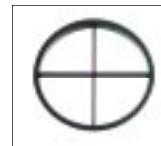
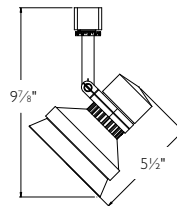
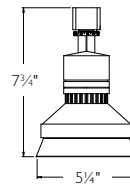


75PAR30-HAL FL-40°

0° AIMING ANGLE			
d (ft)	fc	w	l
3	187	2'2"	2'2"
6	47	4'4"	4'4"
9	21	6'7"	6'7"
12	12	8'9"	8'9"
15	7	10'11"	10'11"



45° AIMING ANGLE			
d (ft)	fc	w	l
3	66	3'1"	5'0"
6	16	6'2"	10'1"
9	7	9'3"	15'1"
12	4	12'4"	20'2"
15	3	15'5"	25'2"



Accessories

Cross Louver	LENS-30-CRL
Honeycomb Louver	LENS-30-HCL
Colored Lenses	LENS-30-COLOR
Dichroic Lenses	LENS-30-DIC-COLOR
Specify <i>COLOR</i>	AMB (Amber), BLU (Blue), GRN (Green), RED (Red), YEL (Yellow)
<i>Example</i>	LENS-30-AMB

PRECISION SPOTS – LINE VOLTAGE

PAR38 Series 737

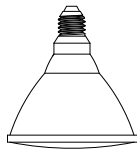


- For retail and commercial applications where lockable aiming, high performance, fit and finish are important.
- Specification grade die cast aluminum track heads ensure solid construction and superior heat dissipation.
- Lockable, precise directional adjustment (350° horizontal and 90° vertical) with aiming indicators.
- Easy-turn check ring allows for the use of multiple captive accessories.
- Wide variety of PAR38 lamp beam patterns and wattages available for application specific lighting.
- Ideal luminaire for applications requiring high fc levels, long throws or large areas of coverage.
- Designed for use with W2 J and J2 series track.
- Concealed wiring provides a clean appearance.



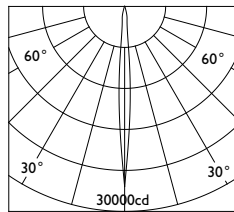
Series 737

J/J2	JTK-737	BK, WT, BK/PT
Finish	BK (Black), WT (White), BK/PT (Black/Platinum)	
Lamp	150w max. PAR38	

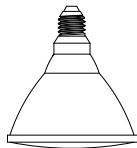


90PAR38-HAL SP-12°

0° AIMING ANGLE			
d (ft)	fc	w	l
3	2929	0'8"	0'8"
6	732	1'3"	1'3"
9	325	1'11"	1'11"
12	183	2'6"	2'6"
15	117	3'2"	3'2"

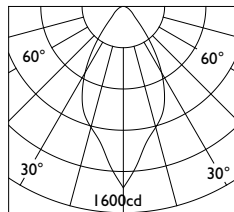


45° AIMING ANGLE			
d (ft)	fc	w	l
3	1035	0'11"	1'3"
6	259	1'9"	2'7"
9	115	2'8"	3'10"
12	65	3'7"	5'1"
15	41	4'6"	6'5"


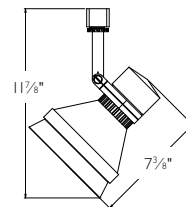
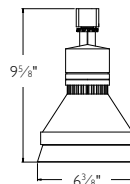


90PAR38-HAL WFL-60°

0° AIMING ANGLE			
d (ft)	fc	w	l
3	156	3'6"	3'6"
6	39	6'11"	6'11"
9	17	10'5"	10'5"
12	10	13'10"	13'10"
15	6	17'4"	17'4"



45° AIMING ANGLE			
d (ft)	fc	w	l
3	55	4'11"	10'5"
6	14	9'10"	20'9"
9	6	14'8"	31'2"
12	3	19'7"	41'7"
15	2	24'6"	52'0"



Accessories

Cross Louver	LENS-38-CRL
Honeycomb Louver	LENS-38-HCL
Colored Lenses	LENS-38-COLOR
Dichroic Lenses	LENS-38-DIC-COLOR
Specify <i>COLOR</i>	AMB (Amber), BLU (Blue), GRN (Green), RED (Red), YEL (Yellow)
<i>Example</i>	LENS-38-AMB

PRECISION SPOTS – LINE VOLTAGE

PAR20/PAR30 Series 713




- For retail and commercial applications where lockable aiming, high performance, fit and finish are important.
- Specification grade die cast aluminum track heads ensure solid construction and superior heat dissipation.
- Lockable, precise directional adjustment (350° horizontal and 90° vertical) with aiming indicators.
- Wide variety of PAR20/PAR30 lamp beam patterns and wattages available for application specific lighting.
- Architectural design allows for a smooth transition from lamp to luminaire.
- Good luminaire choice for applications requiring multiple lighting intensities from a single luminaire style.
- Designed for use with W2 J and J2 series track.
- Concealed wiring provides a clean appearance.



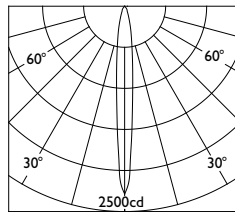
Series 713

J/J2	JTK-713	BK, WT, BK/PT
Finish	BK (Black), WT (White), BK/PT (Black/Platinum)	
Lamp	50w max. PAR20 75w max. PAR30	

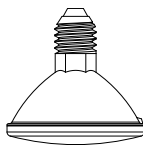


40PAR20-IR NSP-10°

0° AIMING ANGLE			
d (ft)	fc	w	l
3	559	0'6"	0'6"
6	140	1'1"	1'1"
9	62	1'7"	1'7"
12	79	2'1"	2'1"
15	22	2'7"	2'7"

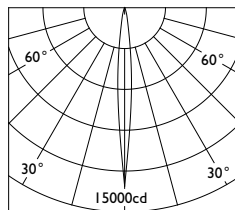


45° AIMING ANGLE			
d (ft)	fc	w	l
3	198	0'9"	1'1"
6	49	1'6"	2'1"
9	22	2'3"	3'2"
12	12	3'0"	4'3"
15	8	3'9"	5'3"

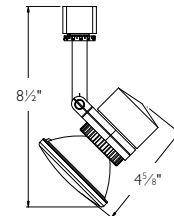
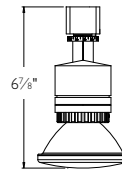


75PAR30-HAL NSP-10°

0° AIMING ANGLE			
d (ft)	fc	w	l
3	1457	0'6"	0'6"
6	364	1'1"	1'1"
9	162	1'7"	1'7"
12	91	2'1"	2'1"
15	58	2'7"	2'7"



45° AIMING ANGLE			
d (ft)	fc	w	l
3	515	0'9"	1'1"
6	129	1'6"	2'1"
9	57	2'3"	3'2"
12	32	3'0"	4'3"
15	21	3'9"	5'3"



PRECISION SPOTS – LINE VOLTAGE

PAR38 Series 733

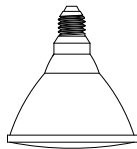


- For retail and commercial applications where lockable aiming, high performance, fit and finish are important.
- Specification grade die cast aluminum track heads ensure solid construction and superior heat dissipation.
- Lockable, precise directional adjustment (350° horizontal and 90° vertical) with aiming indicators.
- Wide variety of PAR38 lamp beam patterns and wattages available for application specific lighting.
- Architectural design allows for a smooth transition from lamp to luminaire.
- Ideal luminaire choice for applications requiring high fc levels or large areas of coverage.
- Designed for use with W2 J and J2 series track.
- Concealed wiring provides a clean appearance.



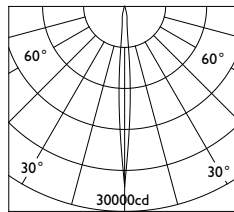
Series 733

J/J2	JTK-733	BK, WT, BK/PT
Finish	BK (Black), WT (White), BK/PT (Black/Platinum)	
Lamp	150w max. PAR38	

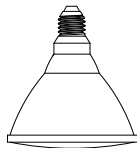


90PAR38-HAL SP-12°

0° AIMING ANGLE			
d (ft)	fc	w	l
3	2929	0'8"	0'8"
6	732	1'3"	1'3"
9	325	1'11"	1'11"
12	183	2'6"	2'6"
15	117	3'2"	3'2"

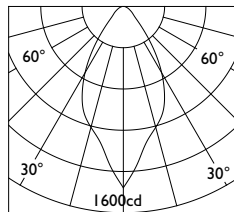


45° AIMING ANGLE			
d (ft)	fc	w	l
3	1035	0'11"	1'3"
6	259	1'9"	2'7"
9	115	2'8"	3'10"
12	65	3'7"	5'1"
15	41	4'6"	6'5"

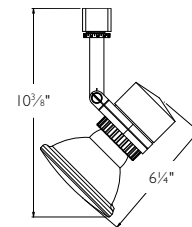
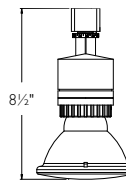


90PAR38-HAL WFL-60°

0° AIMING ANGLE			
d (ft)	fc	w	l
3	156	3'6"	3'6"
6	39	6'11"	6'11"
9	17	10'5"	10'5"
12	10	13'10"	13'10"
15	6	17'4"	17'4"



45° AIMING ANGLE			
d (ft)	fc	w	l
3	55	4'11"	10'5"
6	14	9'10"	20'9"
9	6	14'8"	31'2"
12	3	19'7"	41'7"
15	2	24'6"	52'0"



PRECISION SPOTS – ACCESSORIES



Honeycomb Louvers

Matte black louvers provide additional shielding and glare control. Easily installed on all enclosed track heads without tools or additional holding rings.

Cross Louver

Snaps into place and allows shielding in numerous applications such as corridors and perimeter lighting. Die cast aluminum construction with matte black finish.



Dichroic Lenses

Creates dramatic effects by coloring or tinting with a variety of primary and secondary colors. Dichroic lenses retain their color for longer life, have superior optical clarity and consistency.

INDEX

JHT-163L.	5	LENS-20-DIC-COLOR.	9
JTK-713	12	LENS-30-CRL.	10
JTK-715	9	LENS-30-HCL.	10
JTK-727	10	LENS-30-COLOR	10
JTK-733	13	LENS-30-DIC-COLOR.	10
JTK-737	11	LENS-38-CRL.	11
JHT-939L.	6	LENS-38-HCL.	11
LENS-16-CRL.	5	LENS-38-COLOR	11
LENS-16-HCL.	5	LENS-38-DIC-COLOR.	11
LENS-16-COLOR.	5	LENS-111-CRL.	6
LENS-16-DIC-COLOR.	5	LENS-111-HCL.	6
LENS-20-CRL.	9	LENS-111-COLOR.	6
LENS-20-HCL.	9	LENS-111-DIC-COLOR.	6
LENS-20-COLOR.	9		



615 South Street
Garden City, NY 11530

168 Brea Canyon Road
City of Industry, CA 91789

Tel: 800.526.2588
Fax: 800.526.2585

wacighting.com
Copyright 2009