

# WAC LIGHTING

## Quick Connect™

4.5" Shallow Pendant Canopy, Remote Transformer Required

Model & Size	Finish
QMP-1RN-TR QMP-1SQ-TR	BN Brushed Nickel CH Chrome

Example: **QMP-1RN-TR-BN**

### FEATURES

- For use with any of our Quick Connect™ pendants
- Mounts over a standard 4" junction box
- Order Class 2 remote transformer separately
- 5 year warranty

### SPECIFICATIONS

<b>Construction:</b>	Plated aluminum
<b>Input:</b>	12 VAC
<b>Finish:</b>	Electroplated: Chrome, Brushed Nickel
<b>Standards:</b>	UL, cUL, Dry Location Listed

Fixture Type: \_\_\_\_\_

Catalog Number: \_\_\_\_\_

Project: \_\_\_\_\_

Location: \_\_\_\_\_



### FINISHES:



Brushed  
Nickel

Chrome

# WAC LIGHTING

## Enclosed Electronic Transformer

### 120V/12V Class 2 Power Supply

Fixture Type: \_\_\_\_\_

Catalog Number: \_\_\_\_\_

Project: \_\_\_\_\_

Location: \_\_\_\_\_

#### Model & Product

EN-12120-RB2 Enclosed Electronic Class 2 Transformer 120V Input 12V Output 2 x 60W = 120W  
EN-12180-RB2 Enclosed Electronic Class 2 Transformer 120V Input 12V Output 3 x 60W = 180W  
EN-12300-RB2 Enclosed Electronic Class 2 Transformer 120V Input 12V Output 5 x 60W = 300W  
EN-1260-RB2 Enclosed Electronic Class 2 Transformer 120V Input 12V Output 60 Watt

#### L x W x H

6IN x 3.25IN x 2.625IN  
6.75IN x 3.625IN x 2.625IN  
8.25IN x 4.625IN x 2.625IN  
6.625IN x 1.625IN x 1.25IN

Example: **EN-12120-RB2**

#### DESCRIPTION

UL & cUL listed electronic transformer is the perfect solution for wiring multiple low voltage fixtures. WAC transformers are intrinsically safer transformers because they are compartmentalized to allow no greater than 5 amps of current to be drawn on each compartment. Secondary wiring for transformers do not require conduit sheathed cable or clamp wiring techniques. This transformer has a low minimum load requirement of 1W to allow the use of LED products. May be dimmed using an electronic low voltage dimmer.

#### FEATURES

- 1W minimum load
- Use for all initial installations to ensure safe and primary side connections in a wiring compartment
- Dimming with Electronic Low Voltage dimmers
- All connections must be made in an enclosure for proper installations
- Secondary wiring for Class 2 transformers does not require conduit sheathed cable or clamp wiring techniques
- Non-metallic sheathed cable may be used for secondary wiring in walls and ceilings
- Drop down to a smaller gauge wire if space in fixture does not permit secure connection directly with the non-metallic sheathed cable
- Built-in auto reset, soft start, short and overload circuit
- 5 year warranty

#### SPECIFICATIONS

Input: 120 VAC, 50/60Hz  
Finish: Black  
Operating Temp: -40°F to 122°F (-40°C to 50°C)  
Standards: UL, cUL



#### FINISHES:



Black

# WAC LIGHTING

## Genesis

### Quick Connect™ Pendant 3000K

Model & Wattage	Lumens	Color Temp & CRI	Finish
QP-LED311 5W	210	3000K 85	BN/BN Brushed Nickel

Example: **QP-LED311-BN/BN**

#### DESCRIPTION

With dual uplight and downlight LED engines, Genesis integrates high performance with ambient lighting. An evolutionary design in a diminutive size resulting in a stunning decorative accent.

#### FEATURES

- All socket sets include 12ft wire that may be cut in the field
- Free of projected heat, ultraviolet and infrared radiation
- 5 year warranty

#### SPECIFICATIONS

Construction:	Solid Clear Seeded Glass with electroplated metal hardware
Power:	5W
Input:	12 VAC, 50/60Hz
Dimming:	ELV: 100-15%
Light Source:	Integrated LED
Rated Life:	50000 Hours
Finish:	Electroplated: Brushed Nickel
Operating Temp:	-4°F to 104°F (-20°C to 40°C)
Standards:	UL, cUL, Dry Location Listed

Fixture Type: \_\_\_\_\_

Catalog Number: \_\_\_\_\_

Project: \_\_\_\_\_

Location: \_\_\_\_\_



#### FINISHES:



Brushed  
Nickel

# WAC LIGHTING

## Uber

### Quick Connect™ Pendant 3000K

Model & Wattage	Lumens	Color Temp & CRI	Finish
QP-LED315 5W	180	3000K 85	PT/BN Platinum/Brushed Nickel PT/CH Platinum/Chrome

Example: **QP-LED315-PT/BN**

#### DESCRIPTION

Discover soft sparkling secrets by peering through the blades of Uber, a brilliantly accented LED pendant with a glimmering translucent diffuser that gently reveals light through distinctive Die-cast metal lines.

#### FEATURES

- All socket sets include 6ft wire that may be cut in the field
- Free of projected heat, ultraviolet and infrared radiation
- 5 year warranty

#### SPECIFICATIONS

<b>Construction:</b>	Metal pendant with electroplated metal hardware
<b>Power:</b>	5W
<b>Input:</b>	12 VAC, 50/60Hz
<b>Dimming:</b>	ELV: 100-15%
<b>Light Source:</b>	Integrated LED
<b>Rated Life:</b>	50000 Hours
<b>Finish:</b>	Electrostatically Powder Coated: Platinum/Chrome, Platinum/Brushed Nickel
<b>Operating Temp:</b>	-4°F to 104°F (-20°C to 40°C)
<b>Standards:</b>	UL, cUL, Dry Location Listed

Fixture Type: \_\_\_\_\_


Catalog Number: \_\_\_\_\_

Project: \_\_\_\_\_

Location: \_\_\_\_\_



#### FINISHES:



Platinum/Brushed Nickel

Platinum/Chrome

# WAC LIGHTING

## Ingo

### Quick Connect™ Pendant 3000K

Fixture Type: \_\_\_\_\_

Catalog Number: \_\_\_\_\_

Project: \_\_\_\_\_

Location: \_\_\_\_\_

Model & Wattage	Lumens	Color Temp & CRI	Finish
QP-913LED QP913	110 330		CF/BN Clear Frosted/Brushed Nickel CF/CH Clear Frosted/Chrome

Example: **QP-913LED-CF/BN**

#### DESCRIPTION

Mouth blown handcrafted pendants inspired by dripping ice crystals and other elements of winter, Ingo features the clean design of mouth blown German art glass for an elegant statement.

#### FEATURES

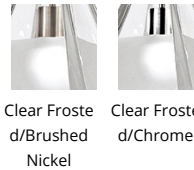
- All socket sets include 6ft wire that may be cut in the field
- Lamp included
- Free of projected heat, ultraviolet and infrared radiation
- 5 year warranty

#### SPECIFICATIONS

<b>Construction:</b>	Mouth blown glass shade with electroplated metal hardware, Mouth blown glass shade with plated metal hardware
<b>Input:</b>	12 VAC, 50/60Hz
<b>Dimming:</b>	ELV: 100-15%
<b>Light Source:</b>	LED Bi-Pin 2.7W, 110lm, 3000K, 85CRI, Xenon Bi-Pin Max 50W
<b>Rated Life:</b>	50000 Hours,
<b>Finish:</b>	Clear Frosted/Chrome, Clear Frosted/Brushed Nickel
<b>Operating Temp:</b>	-4°F to 104°F (-20°C to 40°C),
<b>Standards:</b>	UL, cUL, Dry Location Listed



#### FINISHES:



Clear Frosted/Brushed Nickel

Clear Frosted/Chrome

# WAC LIGHTING

## Tulum

### Quick Connect™ Pendant 3000K

Fixture Type: \_\_\_\_\_

Catalog Number: \_\_\_\_\_

Project: \_\_\_\_\_

Location: \_\_\_\_\_

Model & Wattage	Lumens	Color Temp & CRI	Finish
QP-914LED QP914	235		FR/BN Frosted/Brushed Nickel FR/CH Frosted/Chrome

Example: **QP-914LED-FR/BN**

#### DESCRIPTION

A frosted glass pendant carefully etched and paneled to reveal the mini pendant's inner light, Tulum offers a visually soft option for a contemporary space using a modern design that is perfect above a counter, bar or table.

#### FEATURES


- All socket sets include 6ft wire that may be cut in the field
- Lamp included
- Free of projected heat, ultraviolet and infrared radiation
- 5 year warranty

#### SPECIFICATIONS

<b>Construction:</b>	Mouth blown glass shade with electroplated metal hardware, Mouth blown glass shade with plated metal hardware
<b>Input:</b>	12 VAC, 50/60Hz
<b>Dimming:</b>	ELV: 100-15%
<b>Light Source:</b>	LED Bi-Pin 2.7W, 110lm, 3000K, 85CRI, Xenon Bi-Pin Max 50W
<b>Rated Life:</b>	50000 Hours,
<b>Finish:</b>	Frosted/Chrome, Frosted/Brushed Nickel
<b>Operating Temp:</b>	-4°F to 104°F (-20°C to 40°C),
<b>Standards:</b>	UL, cUL, Dry Location Listed



#### FINISHES:



# WAC LIGHTING

## Tikal

### Quick Connect™ Pendant 3000K

Fixture Type: \_\_\_\_\_

Catalog Number: \_\_\_\_\_

Project: \_\_\_\_\_

Location: \_\_\_\_\_

Model & Wattage	Lumens	Color Temp & CRI	Finish
QP-915LED QP915	235		CF/BN Clear Frosted/Brushed Nickel CF/CH Clear Frosted/Chrome

Example: **QP-915LED-CF/BN**

#### DESCRIPTION

Mouth blown handcrafted pendants inspired by dripping ice crystals and other elements of winter, Ingo features the clean design of mouth blown German art glass for an elegant statement.

#### FEATURES

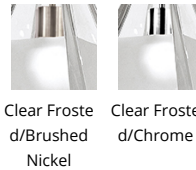
- All socket sets include 6ft wire that may be cut in the field
- Lamp included
- Free of projected heat, ultraviolet and infrared radiation
- 5 year warranty

#### SPECIFICATIONS

<b>Construction:</b>	Mouth blown glass shade with electroplated metal hardware, Mouth blown glass shade with plated metal hardware
<b>Input:</b>	12 VAC, 50/60Hz
<b>Dimming:</b>	ELV: 100-15%
<b>Light Source:</b>	LED Bi-Pin 2.7W, 110lm, 3000K, 85CRI, Xenon Bi-Pin Max 50W
<b>Rated Life:</b>	50000 Hours,
<b>Finish:</b>	Clear Frosted/Chrome, Clear Frosted/Brushed Nickel
<b>Operating Temp:</b>	-4°F to 104°F (-20°C to 40°C),
<b>Standards:</b>	UL, cUL, Dry Location Listed



#### FINISHES:



# WAC LIGHTING

## Clarity

### Quick Connect™ Pendant 3000K

Fixture Type: \_\_\_\_\_

Catalog Number: \_\_\_\_\_

Project: \_\_\_\_\_

Location: \_\_\_\_\_

Model & Wattage	Lumens	Color Temp & CRI	Finish
QP-LED916 QP916	330		CL/BN Clear/Brushed Nickel CL/CH Clear/Chrome

Example: **QP-LED916-CL/BN**

#### DESCRIPTION

Lovingly created by hand by Germany's finest glass blowers, the Clarity art glass pendant demonstrates dazzling spectral properties and can be mounted for use on track, rail or canopies.

#### FEATURES

- All socket sets include 6ft wire that may be cut in the field
- Lamp included
- Free of projected heat, ultraviolet and infrared radiation
- 5 year warranty

#### SPECIFICATIONS

<b>Construction:</b>	Mouth blown glass shade with electroplated metal hardware, Mouth blown glass shade with plated metal hardware
<b>Input:</b>	12 VAC, 50/60Hz
<b>Dimming:</b>	ELV: 100-15%
<b>Light Source:</b>	Integrated LED 4W, 330lm, 3000K, 85CRI, Xenon Bi-Pin Max 50W
<b>Rated Life:</b>	50000 Hours,
<b>Finish:</b>	Clear/Chrome, Clear/Brushed Nickel
<b>Operating Temp:</b>	-4°F to 104°F (-20°C to 40°C),
<b>Standards:</b>	UL, cUL, Dry Location Listed



#### FINISHES:



Clear/Brushed Nickel



Clear/Chrome



# WAC LIGHTING

## Bullet

### Quick Connect™ Pendant 3000K

Fixture Type: \_\_\_\_\_

Catalog Number: \_\_\_\_\_

Project: \_\_\_\_\_

Location: \_\_\_\_\_

Model & Wattage	Lumens	Color Temp & CRI	Finish
QP-LED966 QP966	330		BN/BN Brushed Nickel/Brushed Nickel CH/CH Chrome

Example: **QP-LED966-BN/BN**

#### DESCRIPTION

Modern minimalist form derived from function, Bullet pendants are available in two hardware matching metal finishes. The white interior of the shade reflects light onto the surface below.

#### FEATURES

- All socket sets include 6ft wire that may be cut in the field
- Lamp included
- Free of projected heat, ultraviolet and infrared radiation
- 5 year warranty

#### SPECIFICATIONS

<b>Construction:</b>	Aluminum Shade with electroplated metal hardware, Aluminum Shade with plated metal hardware
<b>Input:</b>	12 VAC, 50/60Hz
<b>Dimming:</b>	ELV: 100-15%
<b>Light Source:</b>	Integrated LED 6.4W, 450lm, 3000K, 85 CRI, Xenon Bi-Pin Max 50W
<b>Rated Life:</b>	50000 Hours,
<b>Finish:</b>	Brushed Nickel/Brushed Nickel, Chrome
<b>Operating Temp:</b>	-4°F to 104°F (-20°C to 40°C),
<b>Standards:</b>	UL, cUL, Dry Location Listed



#### FINISHES:

