


# MT-4LD2 - 2 Light

## 4" LED Precision Multiples

# WAC



Fixture Type:

Catalog Number:

Project:

Location:

### PRODUCT DESCRIPTION

Retractable, adjustable spot lights

### FEATURES

- ELV and 0-10V dimming options
- Invisible Trim™ is designed to sit flush with the ceiling for a clean, architectural look
- Fully retractable from housing
- 365° horizontal rotation and 180° vertical aiming
- Accepts 1 replacement lens
- 50,000 hour rated life
- 5 year WAC Lighting product warranty

### SPECIFICATIONS

**Construction:** Die-cast aluminum heat sink painted black. Trim, housing and junction box are 20 gauge steel. Frame and hanger bars are heavy gauge galvanized steel.

**J-Box:** Seven knockouts and four Romex® style wiring connectors provided for ease of installation. Rated for branch wiring.

**Driver:** Universal (120V - 277V) or 120V input only

**Light Source:** High output LED (included with housing)


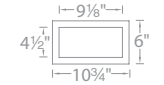

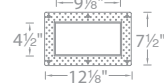
**Dimming:** 0-10V or ELV (see list of housings below)

**Mounting:** Supplied with hanger bars, adjustable from 9 ¼" - 24 ½" to accommodate various joist construction and grid sizes. Hanger bars include a captive mounting "screw-nail" for ease of installation. Accommodates surface up to 1" thick. 9¾" x 5½" cutout with trim, 9¾" x 5½" cutout for Invisible Trim™. See instruction sheet for details on installation using spackle ring.

**Finish:** Abrasion resistant powder coat paint in Black (BK).

**Standards:** ETL & cETL Damp Location listed. Airtight.

### TRIMS

		<b>MT-4LD216T</b> Trim	<b>WT</b> White <b>BK</b> Black
		<b>MT-4LD216TL</b> Invisible Trim™	<b>WT</b> White

-   
Example: **MT-4LD216T-BK**

### HOUSINGS

	Power	Beam	Color Temp	CRI	Interior
	<b>MT-4LD216N</b> 0-10V dimming Non-IC, 120V-277V input	15W x 2	<b>27</b> 2700K <b>927</b> 2700K <b>30</b> 3000K <b>930</b> 3000K <b>35</b> 3500K <b>40</b> 4000K	85 90 85 90 85 85	<b>BK</b> Black
	<b>MT4LD216NE</b> ELV dimming Non-IC, 120V input	15W x 2	<b>S</b> 20° <b>F</b> 40°		
	<b>MT4LD211NE</b> ELV dimming IC-Rated, 120V input	11W x 2			

-  -  - **BK**  
Example: **MT-4LD216NE-S927-BK**

### REPLACEMENT LENS

Amber	<b>LENS-16-AMB</b>	UV Filter	<b>LENS-16-UVF</b>
Blue	<b>LENS-16-BLU</b>	Frosted	<b>LENS-16-FR</b>
Green	<b>LENS-16-GRN</b>	Spread	<b>LENS-16-SPR</b>
Red	<b>LENS-16-RED</b>	Beam Elongator	<b>LENS-16-BEL</b>

wacighting.com

Phone (800) 526.2588

Fax (800) 526.2585

Headquarters, East Manufacturing Facility

44 Harbor Park Drive

Port Washington, NY 11050

South East Manufacturing Facility

1600 Distribution Ct

Lithia Springs, GA 30122

Central Manufacturing Facility

1700 South J Elmer Freeway, Ste 100

Cedar Hill, TX 75104

West Manufacturing Facility

1750 S Archibald Ave

Ontario, CA 91761

# MT-4LD2 - 2 Light

## 4" LED Precision Multiples



LUMINAIRE PERFORMANCE	Power Per Light	Beam	Photometry	Color Temp	CRI	Lumen	CBCP	
<b>MT-4LD216N</b> 0-10V dimming Non-IC, 120V-277V input	15W	S 20°		<b>27</b> 2700K 85 2600 6990 x2				<b>REPLACEMENT HEADS</b> (INCLUDES: ONE HEAD, LED, AND DRIVER) Housing Model                      Module  <b>MT-4LD216N</b> 4MT4LD16N-S27-BK 4MT4LD16N-S30-BK 4MT4LD16N-S35-BK 4MT4LD16N-S40-BK 4MT4LD16N-S927-BK 4MT4LD16N-S930-BK 4MT4LD16N-F27-BK 4MT4LD16N-F30-BK 4MT4LD16N-F35-BK 4MT4LD16N-F40-BK 4MT4LD16N-F927-BK 4MT4LD16N-F930-BK  <b>MT4LD216NE</b> 4MT4LD16NE-S27-BK 4MT4LD16NE-S30-BK 4MT4LD16NE-S35-BK 4MT4LD16NE-S40-BK 4MT4LD16NE-S927-BK 4MT4LD16NE-S930-BK 4MT4LD16NE-F27-BK 4MT4LD16NE-F30-BK 4MT4LD16NE-F35-BK 4MT4LD16NE-F40-BK 4MT4LD16NE-F927-BK 4MT4LD16NE-F930-BK  <b>MT4LD211NE</b> 4MT4LD11NE-S27-BK 4MT4LD11NE-S30-BK 4MT4LD11NE-S35-BK 4MT4LD11NE-S40-BK 4MT4LD11NE-S927-BK 4MT4LD11NE-S930-BK 4MT4LD11NE-F27-BK 4MT4LD11NE-F30-BK 4MT4LD11NE-F35-BK 4MT4LD11NE-F40-BK 4MT4LD11NE-F927-BK 4MT4LD11NE-F930-BK
		F 40°		<b>27</b> 2700K 85 2530 3060 x2				
<b>MT4LD216NE</b> ELV dimming Non-IC, 120V input	15W	S 20°		<b>27</b> 2700K 85 2600 6990 x2				
		F 40°		<b>27</b> 2700K 85 2530 3060 x2				
<b>MT4LD211NE</b> ELV dimming IC-Rated, 120V input	11W	S 20°		<b>27</b> 2700K 85 2060 5570 x2				
		F 40°		<b>27</b> 2700K 85 2000 2395 x2				

wacighting.com	Headquarters, East Manufacturing Facility	South East Manufacturing Facility	Central Manufacturing Facility	West Manufacturing Facility
Phone (800) 526.2588	44 Harbor Park Drive	1600 Distribution Ct	1700 South J Elmer Freeway, Ste 100	1750 S Archibald Ave
Fax (800) 526.2585	Port Washington, NY 11050	Lithia Springs, GA 30122	Cedar Hill, TX 75104	Ontario, CA 91761