


AETHER ATOMIC



R1ARANT, R1ASANT - Round and Square Trimmed Adjustable Housing



Fixture Type:

Catalog Number:

Project: _____

Location: _____

PRODUCT DESCRIPTION

Minuscule and mighty, peerless and powerful, the new potent Aether Atomic launches into the light. An engineering recessed marvel for next generation futurists. Sublime and serviceable, it's an icon for the ages. Atomic breaks the mold with robust illumination from a diminutive aperture, for a clean, quiet ceiling.

FEATURES

- Low profile housing for installation in shallow plenums
- Suitable for drywall, grid or wood ceiling
- 0 - 20° vertical tilt and 365° horizontal rotation (requires R1A-TOOL, sold separately)
- Replaceable LED Light Engine
- 5 year warranty

SPECIFICATIONS

- Construction:** Durable die-cast aluminum housing
- Dimming:** 100% - 1% ELV, TRIAC and 0-10V
- Input Power:** 11W
- Light Source:** High output COB LED rated life of 50,000 hours
- Mounting:** Suitable for installations on grid, wood or drywall ceilings.
- Ceiling thickness:** Drywall & Grid: 1/2" - 3/4"
Wood: 1/2" - 2"
- Standards:** ETL & cETL Damp location listed, IC rated
Airtight Title 24 JA8 Compliant

| Housings (Order Trim and Power Supply Separately) | Model | Power | Color Temp | CRI |
|---------------------------------------------------|-------------------------------------------------------------------|-------|------------------------------------------------------------------------------|-----|
| | R1ARANT <i>Round Trim</i> <i>IC-Rated, Airtight</i> | 11W | 927 2700K 930 3000K 935 3500K 940 4000K | 90 |
| | R1ASANT <i>Square Trim</i> <i>IC-Rated, Airtight</i> | 11W | 927 2700K 930 3000K 935 3500K 940 4000K | 90 |

R1A___ - ___



Example: **R1ARANT-927**

Please see next page for power supply units (required)

| | | | | |
|----------------------|-------------------------------------------|-----------------------------------|-------------------------------------|-----------------------------|
| wacighting.com | Headquarters, East Manufacturing Facility | South East Manufacturing Facility | Central Manufacturing Facility | West Manufacturing Facility |
| Phone (800) 526.2588 | 44 Harbor Park Drive | 1600 Distribution Ct | 1700 South J Elmer Freeway, Ste 100 | 1750 S Archibald Ave |
| Fax (800) 526.2585 | Port Washington, NY 11050 | Lithia Springs, GA 30122 | Cedar Hill, TX 75104 | Ontario, CA 91761 |

R1ARANT, R1ASANT - Round and Square Trimmed Adjustable Housing

Remote Power Supply (Required) -
Order separately from trims and housings


| | Model | Input | Output | Dimmable | |
|-----------------------------------------------------------------------------------|---------------------|-------------|--------------------------|---------------------------|---------------------------|
|  | PS-0600A-UR1 | 120V - 277V | 1 Channel UL Class 2 | 100%-1% ELV, TRIAC, 0-10V | 8 3/4" x 2" x 1 3/8" |
|  | PS-0600A-UR6 | 120V - 277V | 6 Channels UL Class 2 | 100%-1% ELV, TRIAC, 0-10V | 10 7/8" x 3 7/8" x 1 3/8" |

Example: **PS-0600A-UR6**

Home-run wiring. Recommended maximum distance between power supply and compatible light fixture is shown in below table:

| | 18 AWG | 16 AWG | 14 AWG | 12 AWG |
|---------------------------------------------------------|--------|--------|--------|--------|
| Maximum distance between power supply and light fixture | 100 ft | 150 ft | 200 ft | 250 ft |

Accessory (Sold Separately)

| | Model | Description |
|-----------------------------------------------------------------------------------|-----------------|----------------------------------------------------------------|
|  | R1A-TOOL | Tool for angle adjustment and removal of trim and light engine |

Example: **R1A-TOOL**

Replacement Light Engine

RPL-R1A-MOD-927
RPL-R1A-MOD-930
RPL-R1A-MOD-935
RPL-R1A-MOD-940

Example: **RPL-R1A-MOD-930**